

**Town of Wallingford
Ambulance Committee Meeting
February 1, 2023 – 9:30 A.M.**

The Ambulance Committee met on February 1, 2023 at 9:30 a.m. Attendees included Vanessa Bautista, Health Director, Fire Chief Czentnar, Deputy Fire Chief Wilson, Board of Health members Adrianna Rodriguez, SCOW Director, Jeff Necio, Isaac Cordona, Kathy Neelon, Len Guercia, Deputy Emergency Management Director, Dr. Smith, Medical Advisor, and the undersigned.

The Fire Chief explained that the next meeting should be in June since ambulance approval rates are processed by the State of Connecticut by August 31, 2023. The Town has three options: accept the maximum rate, seek approval to change the rate to one other than the state maximum rate or charge nothing for ambulance service.

Isaac Cardona moved to approve the minutes of January 26, 2023. Dr. Smith seconded. The minutes were approved by unanimous vote.

The Fire Chief stated that Department response calls have increased 11% over the 2022 year. Total ambulance transports rose 6.35%. Over the last three years ambulance transports have increased 21%. The new operations model is designed to provide paramedic presence on Advanced Life Support calls. ALS calls are 40% of all ambulance calls. Basic Life Support calls account for 60% of calls and are staffed by EMT's. Two ambulances are operating 24/7.

There was discussion about vacancies and the challenge to find candidates for Fire and EMS employment. The Chief and Deputy related how efforts to recruit employees and encourage volunteers are ongoing. The Department has recognized that paramedics want to perform ALS duties, not BLS. Having hired 16 EMT's, the Department has increased services to two ambulances 24/7 and assigned paramedics to Charlie, Delta, Echo level calls. The result is better assignment of the skills of paramedics.

Kathy Neelon praised the response time and quality of care when ambulances are called to the schools.

Wallingford ambulances respond to 911, emergency work. Backup ambulances still must be called (Hunters 1,000 calls, Nelson 600 calls). The Town has five ambulances in the fleet with two in service at all times. Volunteers man a BLS ambulance which responded 52 times. Since COVID, fewer candidates express interest in either fire or ambulance work. Jeff Necio questioned the payment of ambulance bills and what amount is uncollected. Deputy Chief Wilson responded that there is effort to collect all amounts billed, but the collected amount falls at approximately 85%. Isaac Cardona questioned if efforts are made to recruit from the military. The Chief responded yes, the Department just hired a veteran recently discharged from the military.

Mr. Cardona moved that the State of Connecticut approved ambulance maximum rate for 2023 be adopted for the Wallingford Fire Department. (See attached). Len Guercia seconded. There was unanimous approval.

The meeting was adjourned at 10:30 a.m.

Respectfully submitted,



William W. Dickinson, Jr.

Mayor

SCHEDULE OF MAXIMUM ALLOWABLE RATES

EFFECTIVE January 1, 2023 through December 31, 2023
2023 Rate Schedule

Wallingford Department of Fire Services

AMBULANCE SERVICE RATE SCHEDULE

Basic Life Support (BLS) Rate.....	\$836.00
Advance Life Support Level 1 Non-ER.....	N/A
Advance Life Support Level 1 ER.....	\$1,323.00
Advance Life Support Level 2.....	\$1,400.00
Paramedic Intercept.....	\$940.00
Basic Life Support (BLS) Helicopter Assist.....	\$547.00
Advance Life Support (ALS) Helicopter Assist.....	\$851.00
Advance Life Support (ALS) Assessment.....	\$491.00
Specialty Care Transport (SCT).....	\$1,818.00
Treat and Non-Transport (BLS).....	\$234.00
Treat and Non-Transport (ALS).....	\$370.00

ANCILLARY CHARGES

Waiting Time Charge.....	\$221.00
Per Mileage Charge.....	\$20.33
Special Attendant Charge.....	\$166.00

INVALID COACH RATE SCHEDULE


Base Rate (IC).....	N/A
Two Patients (IC).....	N/A

ANCILLARY CHARGES

Per Mile Charge (IC).....	N/A
Second Attendant Charge (IC).....	N/A
Waiting Time Charge (IC).....	N/A

All charges must be in conformance with the definitions on the subsequent pages entitled "Explanatory Notes on the Implementation of the 2023 Schedule of Maximum Allowable Rates," which are attached to, and become part of, the Rate Schedule.

Certified to be the maximum allowable rates by:



Raffaella Calciano, Director
Office of Emergency Medical Services

Date Certified: 11/28/2022

SCHEDULE OF MAXIMUM ALLOWABLE RATES

EFFECTIVE January 1, 2022 through December 31, 2022
2022 Rate Schedule

Wallingford Department of Fire Services

AMBULANCE SERVICE RATE SCHEDULE

Basic Life Support (BLS) Rate.....	\$813.00
Advance Life Support Level 1 Non-ER.....	N/A
Advance Life Support Level 1 ER.....	\$1,287.00
Advance Life Support Level 2.....	\$1,362.00
Paramedic Intercept.....	\$914.00
Basic Life Support (BLS) Helicopter Assist.....	\$532.00
Advance Life Support (ALS) Helicopter Assist.....	\$828.00
Advance Life Support (ALS) Assessment.....	\$478.00
Specialty Care Transport (SCT).....	\$1,768.00
Treat and Non-Transport (BLS).....	\$228.00
Treat and Non-Transport (ALS).....	\$360.00

ANCILLARY CHARGES

Waiting Time Charge.....	\$215.00
Per Mileage Charge.....	\$19.78
Special Attendant Charge.....	\$161.00

INVALID COACH RATE SCHEDULE


Base Rate (IC).....	N/A
Two Patients (IC).....	N/A

ANCILLARY CHARGES

Per Mile Charge (IC).....	N/A
Second Attendant Charge (IC).....	N/A
Waiting Time Charge (IC).....	N/A

All charges must be in conformance with the definitions on the subsequent pages entitled "Explanatory Notes on the Implementation of the 2016 Schedule of Maximum Allowable Rates," which are attached to, and become part of, the Rate Schedule.

Certified to be the maximum allowable rates by:



Raffaella Coler, Director
Office of Emergency Medical Services

Date Certified: 12/10/2021



Custom ▾ Jan 1, 2022 - Dec 31, 2022 ▾

59%

TRANSPORTS
Percentage of Patient Encounters

17%

NON TRANSPORTS
Percentage of Patient Encounters

24%

OTHER DISPOSITIONS
Percentage of Patient Encounters

6,973

RECORDS
In Selected Time Slice

3 Calls



Counts % Rows % Columns % All

	Jan '22	Feb '22	Mar '22	Apr '22	May '22	Jun '22	Jul '22	Aug '22	Sep '22	Oct '22	Nov '22	Dec '22	Jan '23	Total
Assist, Agency		3	1	1		2	1		1		1			10
Cancelled (No Patient Contact)	22	18	24	24	39	30	25	24	36	27	32	47		348
Cancelled (Prior to Arrival at Scene)		1	3	1	4	6								15
Cancelled on Scene/No Patient Found	14	15	22	23	17	16	20	16	11	15	21	20		210
Patient Dead on Scene - No Resuscitation Attempted (Without Transport)	6	3	4	4	9	5	3	7	6	5	7	4		63
Patient Dead on Scene - Resuscitation Attempted (Without Transport)	2	3					1	1			1	1		9
Patient Refused Evaluation/Ca... (Without Transport)	54	39	25	25	27	20	31	37	28	25	24	26		361
Patient Treated, Released (AMA)	61	64	70	56	68	65	67	79	73	62	66	62		793
Patient Treated, Transferred Care to Another EMS Professional/U..	83	85	84	58	73	72	77	78	112	92	95	108		1,017
Standby - Public Safety, Fire, or EMS Operational Support Provided	1			1	6			2	1					11
Transported Lights/Siren	27	19	21	21	18	23	22	22	31	30	24	22		280
Transported No Lights/Siren	345	296	350	285	319	333	316	335	308	303	304	362		3,856

	Jan '22	Feb '22	Mar '22	Apr '22	May '22	Jun '22	Jul '22	Aug '22	Sep '22	Oct '22	Nov '22	Dec '22	Jan '23	Total
Total	615	546	604	499	580	572	563	601	607	559	575	652		6,973

Call Received Time between 2022-01-01 and 2022-12-31

ALS v BLS Transports

Level of Service	
Advanced Life Support	1879
ALS, Downgraded	138
Basic Life Support	2012
BLS, Upgraded	91
	Total 4120

Disposition Details

Disposition	
Transported Lights/Siren	280
Transported No Lights/Siren	3856
	Total 4120

BLS Transport: 54.3932038%

ALS Transport: 45.6067961% (1879/365 = 5.14) thus paramedics ride in approx. 5 times in 24hours.

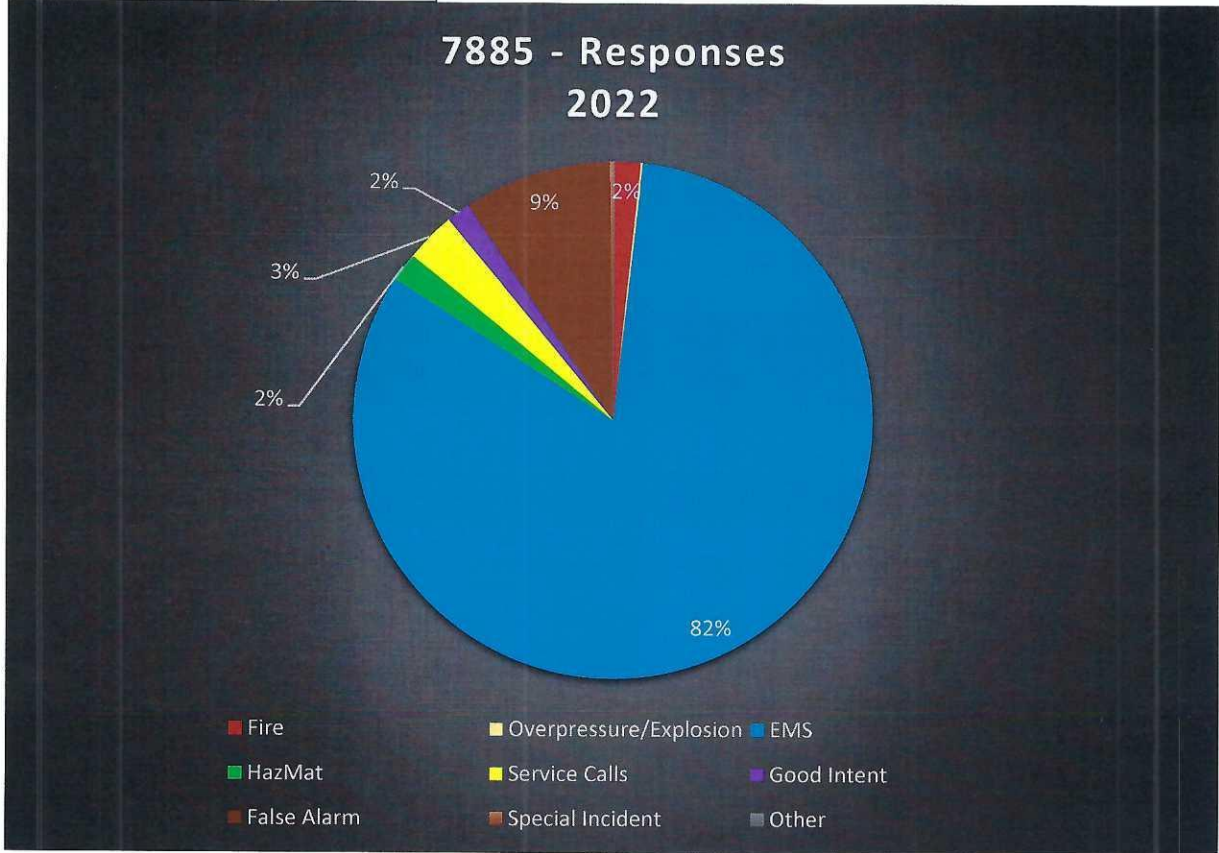
Level of Service	Details
Other, Cancelled, Public Assist	127 Records
Advanced Life Support	2489 Records
ALS, Downgraded	400 Records
Basic Life Support	3791 Records
BLS, Upgraded	134 Records
First Responder	6 Records

Total Volume: 6413 Calls

ALS Required: 2489 or 38.8% of EMS Calls Volume

BLS Required: 3791 or 59.114% of EMS Call Volume

Call Type	Responses
100 - Fire	124
200 - OP/Explosion	12
300 - EMS	6413
400 - HAZMAT	139
500 - Service Call	243
600 - Good Intent	115
700 - False Alarm	719
900 - Special Incident	18
Other	2



Town of Wallingford, CT

Ambulance Billing Account Reconciliation Report
FY 2022

Prepared By: Comstar
7/15/2022

Month Ended:	Jul-21	Aug-21	Sep-21	Oct-21	Nov-21	Dec-21	Jan-22	Feb-22	Mar-22	Apr-22	May-22	Jun-22	YTD
Beginning Balance	\$3,010,579.00	\$2,890,950.31	\$2,815,535.11	\$2,885,514.90	\$2,969,470.67	\$3,114,859.85	\$3,109,074.66	\$3,233,881.44	\$3,134,567.26	\$3,168,902.68	\$3,096,402.18	\$3,388,724.52	\$3,010,579.00
Gross Commitments Contractual	\$181,866.90	\$254,635.93	\$401,324.20	\$396,721.20	\$480,711.70	\$506,480.93	\$517,337.49	\$302,753.10	\$422,123.76	\$95,121.95	\$665,677.49	\$594,442.37	\$4,819,197.02
Allowances	\$90,253.68	\$166,648.77	\$174,326.98	\$144,094.57	\$186,319.22	\$238,760.29	\$226,798.55	\$183,217.92	\$194,446.85	\$73,770.71	\$204,327.56	\$290,528.88	\$2,175,493.98
Net Commitments	\$91,613.22	\$87,987.16	\$226,997.22	\$252,626.63	\$292,392.48	\$267,720.64	\$290,538.94	\$119,535.18	\$227,676.91	\$21,351.24	\$461,348.93	\$303,913.49	\$2,643,703.04
Payments Rcvd By Comstar	\$47,603.02	\$28,691.60	\$40,976.76	\$25,628.97	\$23,684.51	\$46,270.86	\$37,972.26	\$48,704.74	\$34,753.46	\$40,789.81	\$15,712.32	\$33,785.81	\$424,574.12
Payments Rcvd By Client	\$161,559.70	\$134,256.97	\$113,186.62	\$138,332.81	\$122,473.64	\$227,809.11	\$126,332.84	\$171,958.57	\$159,790.11	\$53,272.66	\$149,044.64	\$250,864.38	\$1,808,882.05
Reimbursement / Retraction	\$496.20	\$1,587.44	\$0.00	\$1,119.65	\$1,981.38	\$1,622.96	\$864.54	\$765.14	\$3,789.24	\$210.73	\$1,944.25	\$3,737.40	\$18,118.93
Net PMT Applied	\$208,666.52	\$161,361.13	\$154,163.38	\$162,842.13	\$144,176.77	\$272,457.01	\$163,440.56	\$219,898.17	\$190,754.33	\$93,851.74	\$162,812.71	\$280,912.79	\$2,215,337.24
FFR Payment	\$2,575.39	\$2,041.23	\$2,519.05	\$5,828.73	\$2,280.43	\$1,048.82	\$1,891.60	\$0.00	\$2,567.16	\$0.00	\$5,795.13	\$3,662.51	\$30,230.05
Write-Offs	\$0.00	\$0.00	\$335.00	\$0.00	\$546.10	\$0.00	\$400.00	\$0.00	\$0.00	\$0.00	\$419.75	\$2,526,799.34	\$2,528,500.19
Reconciling Item								\$1,048.81					\$1,048.81
Ending Balance	\$2,890,950.31	\$2,815,535.11	\$2,885,514.90	\$2,969,470.67	\$3,114,859.85	\$3,109,074.66	\$3,233,881.44	\$3,134,567.26	\$3,168,902.68	\$3,096,402.18	\$3,388,724.52	\$3,881,263.37	\$881,263.37